

Q1 Quiz #:

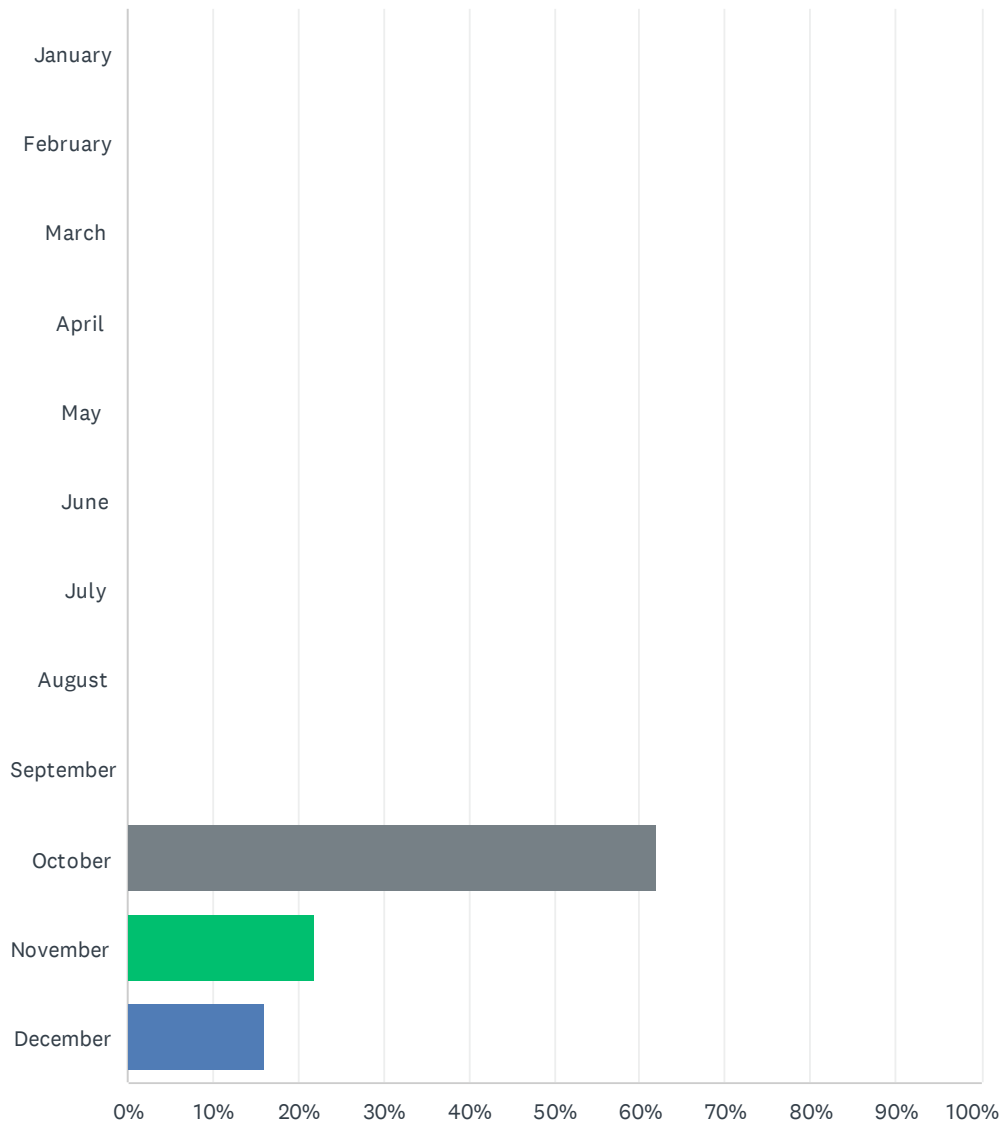
Answered: 50 Skipped: 0

There were 34 births in the month of October and the OBS Manager received 31 surveys back.
There were 25 births in the month of November and the OBS Manager received 11 surveys back.
There were 22 births in the month of December and the OBS Manager received 8 surveys back.

Overall, there were 81 births in Q3 and the OBS Manager received a total of 50 surveys back.

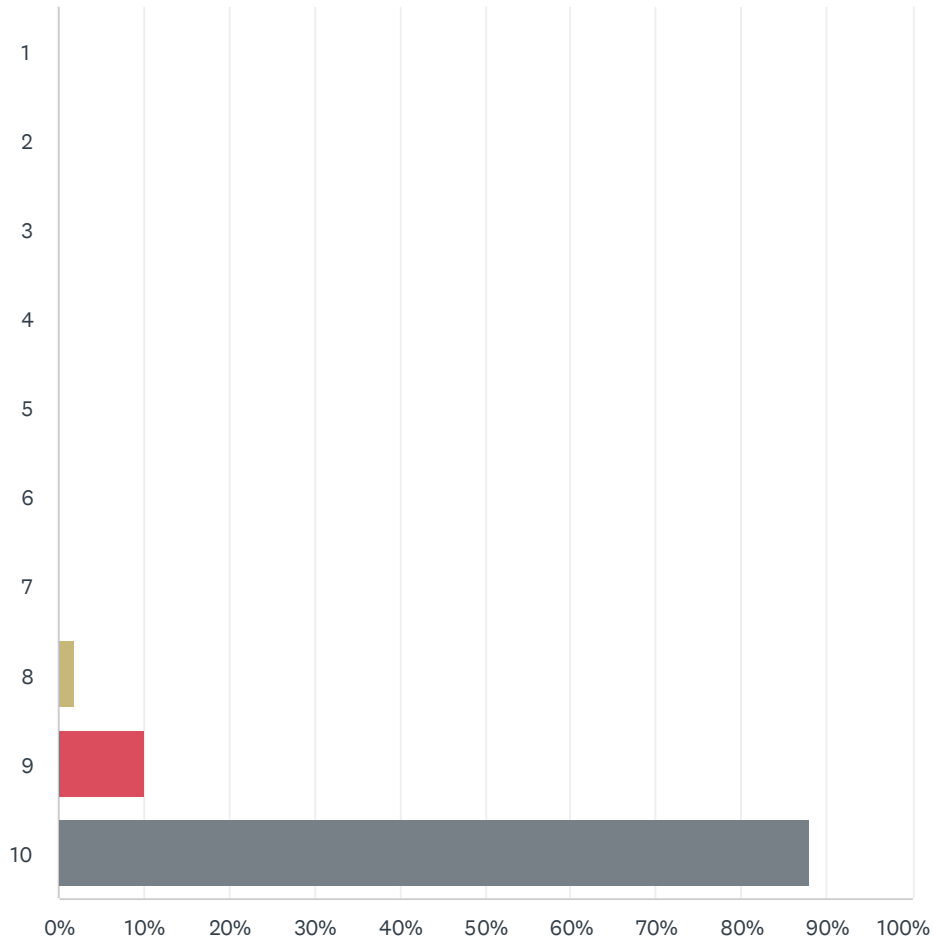
Q2 Date:

Answered: 50 Skipped: 0



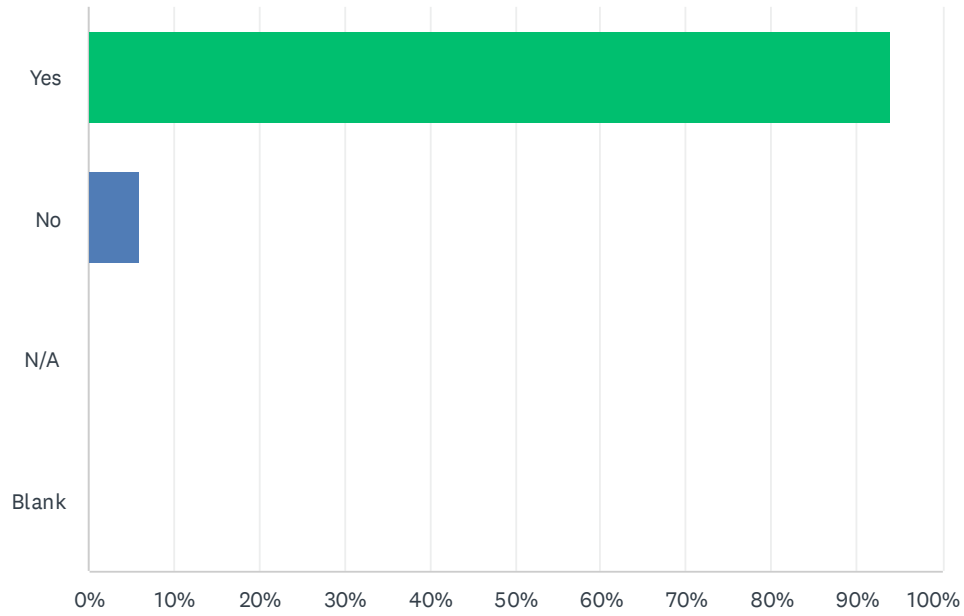
Q3 Please rate the care that you received at our hospital on a scale of 1 (Poor) - 10 (Superior):

Answered: 50 Skipped: 0



Q4 Did you attend our OBS Clinic?

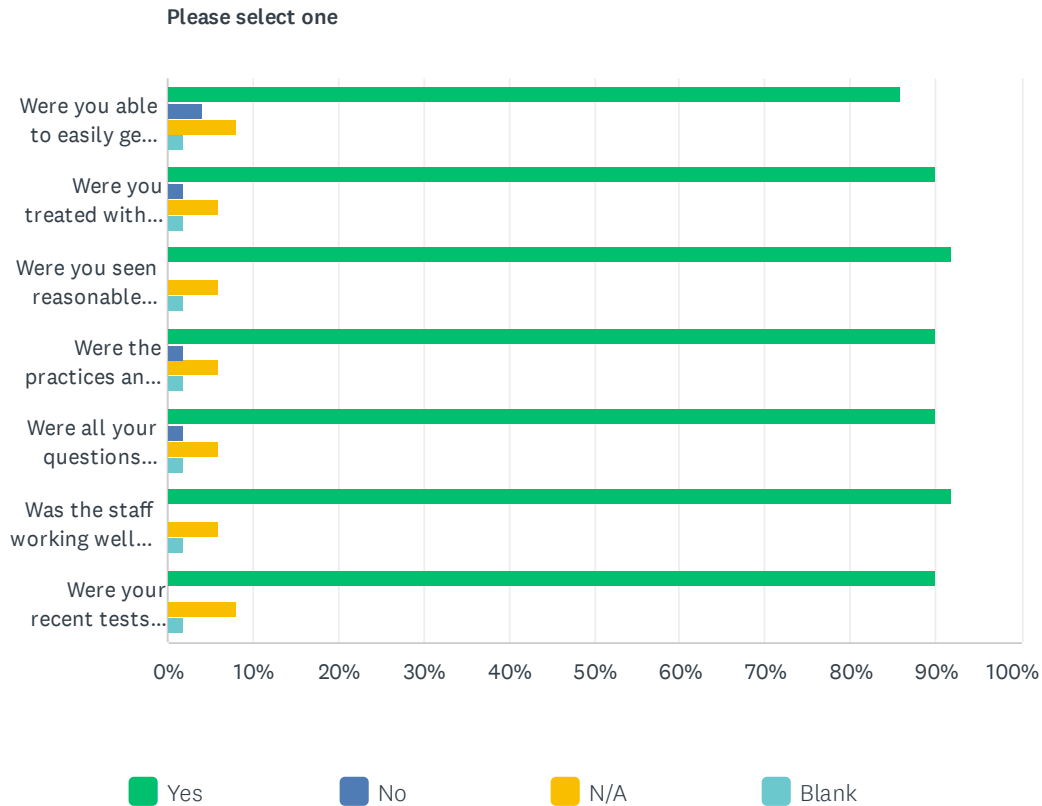
Answered: 50 Skipped: 0



ANSWER CHOICES	RESPONSES	
Yes	94.00%	47
No	6.00%	3
N/A	0.00%	0
Blank	0.00%	0
Total Respondents: 50		

Q5 During your visits to the OBS Clinic:

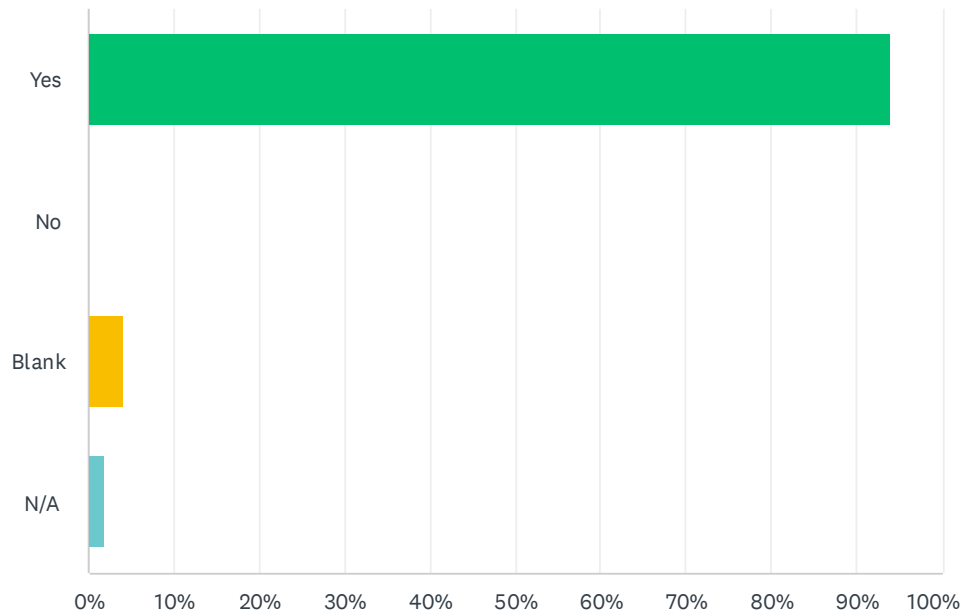
Answered: 50 Skipped: 0



Please select one					
	YES	NO	N/A	BLANK	TOTAL
Were you able to easily get in touch with the OBS Clinic?	86.00% 43	4.00% 2	8.00% 4	2.00% 1	50
Were you treated with courtesy and respect?	90.00% 45	2.00% 1	6.00% 3	2.00% 1	50
Were you seen reasonable close to your appointment time?	92.00% 46	0.00% 0	6.00% 3	2.00% 1	50
Were the practices and processes explained to your in a way that you could understand?	90.00% 45	2.00% 1	6.00% 3	2.00% 1	50
Were all your questions answered to your satisfaction?	90.00% 45	2.00% 1	6.00% 3	2.00% 1	50
Was the staff working well together in caring for you?	92.00% 46	0.00% 0	6.00% 3	2.00% 1	50
Were your recent tests or exam results readily available? I.e. Bloodwork, Glucose, Ultrasounds	90.00% 45	0.00% 0	8.00% 4	2.00% 1	50

Q6 Overall, did you have a good experience at our OBS clinic?

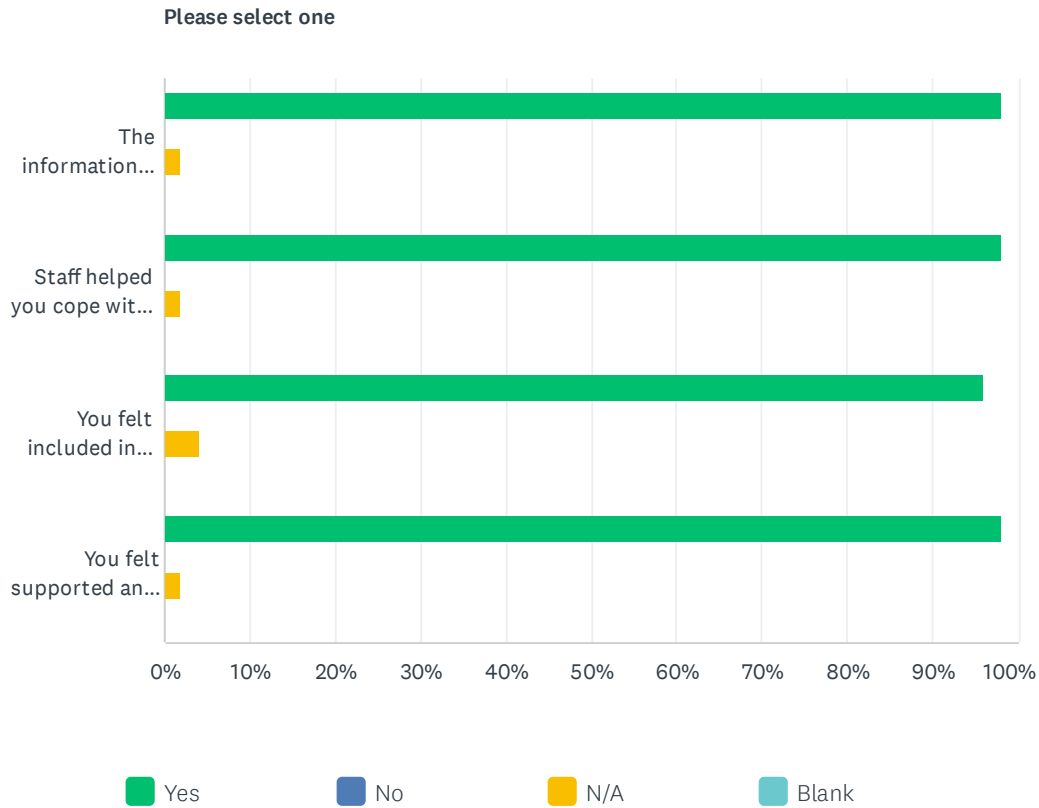
Answered: 50 Skipped: 0



ANSWER CHOICES	RESPONSES
Yes	94.00% 47
No	0.00% 0
Blank	4.00% 2
N/A	2.00% 1
TOTAL	50

Q7 During Labour and Delivery:

Answered: 50 Skipped: 0

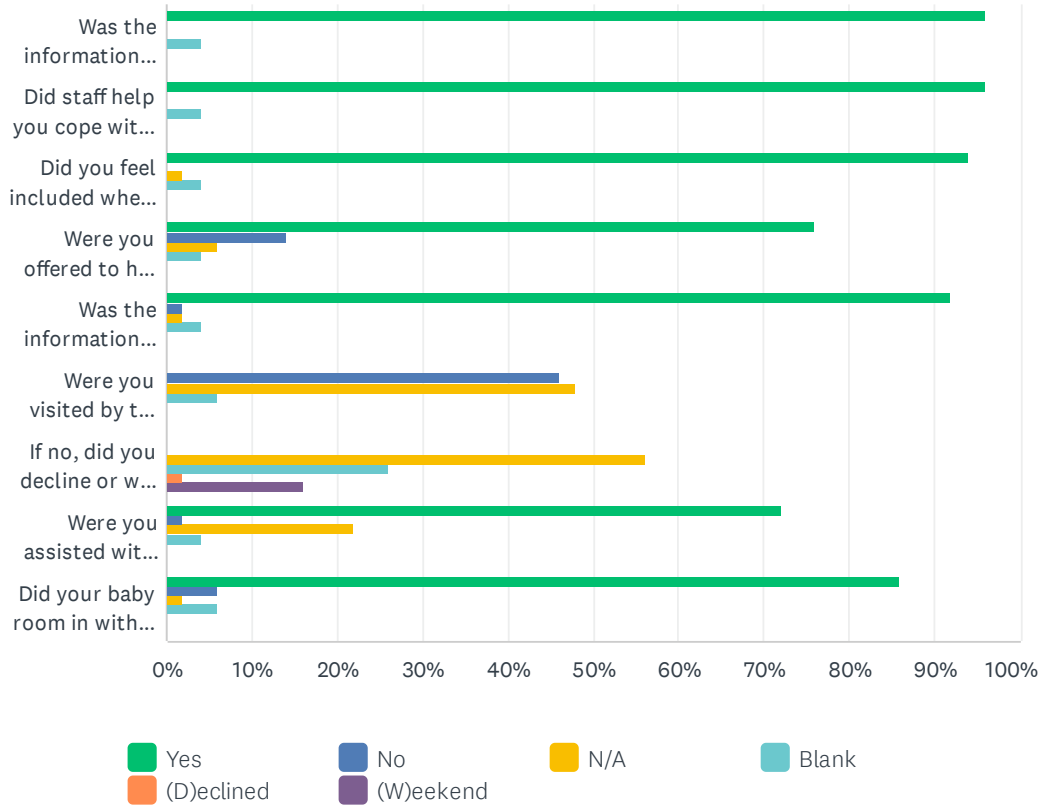


Please select one					
	YES	NO	N/A	BLANK	TOTAL
The information given to you during labour was easy to understand?	98.00% 49	0.00% 0	2.00% 1	0.00% 0	50
Staff helped you cope with the discomforts associated with labour?	98.00% 49	0.00% 0	2.00% 1	0.00% 0	50
You felt included in planning your care during your labour process?	96.00% 48	0.00% 0	4.00% 2	0.00% 0	50
You felt supported and listened to when you had any questions or concerns?	98.00% 49	0.00% 0	2.00% 1	0.00% 0	50

Q8 Post-Partum Care

Answered: 50 Skipped: 0

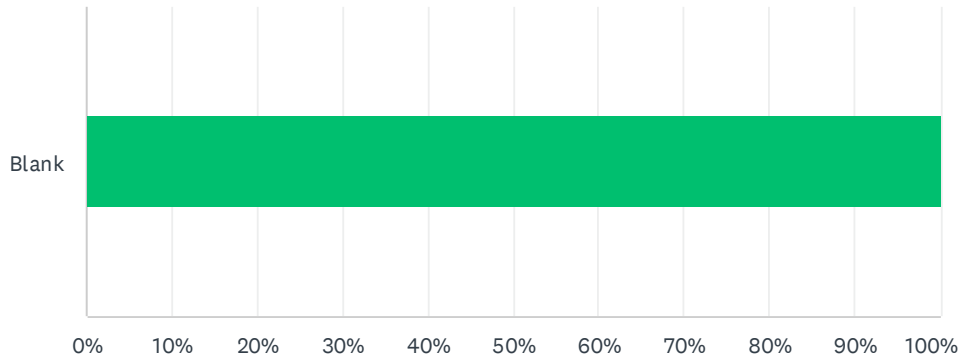
(no label)



(no label)							
	YES	NO	N/A	BLANK	(D)ECLINED	(W)EEKEND	TOTAL
Was the information provided to you regarding baby care valuable and easy to understand?	96.00% 48	0.00% 0	0.00% 0	4.00% 2	0.00% 0	0.00% 0	50
Did staff help you cope with any discomforts after the birth of your baby	96.00% 48	0.00% 0	0.00% 0	4.00% 2	0.00% 0	0.00% 0	50
Did you feel included when planning your care for yourself and the birth of your baby?	94.00% 47	0.00% 0	2.00% 1	4.00% 2	0.00% 0	0.00% 0	50
Were you offered to have your baby participate in the newborn hearing screen test?	76.00% 38	14.00% 7	6.00% 3	4.00% 2	0.00% 0	0.00% 0	50
Was the information package regarding SIN Number, Birth Certificate, Registration for baby's birth and Canadian Child benefits given to you?	92.00% 46	2.00% 1	2.00% 1	4.00% 2	0.00% 0	0.00% 0	50
Were you visited by the nurses from the Public Health Unit?	0.00% 0	46.00% 23	48.00% 24	6.00% 3	0.00% 0	0.00% 0	50
If no, did you decline or was it due to being admitted and/or discharged over the weekend?	0.00% 0	0.00% 0	56.00% 28	26.00% 13	2.00% 1	16.00% 8	50
Were you assisted with any breastfeeding challenges you may have experienced?	72.00% 36	2.00% 1	22.00% 11	4.00% 2	0.00% 0	0.00% 0	50
Did your baby room in with you during your entire stay?	86.00% 43	6.00% 3	2.00% 1	6.00% 3	0.00% 0	0.00% 0	50

Q9 What made your birth experience the most satisfying?

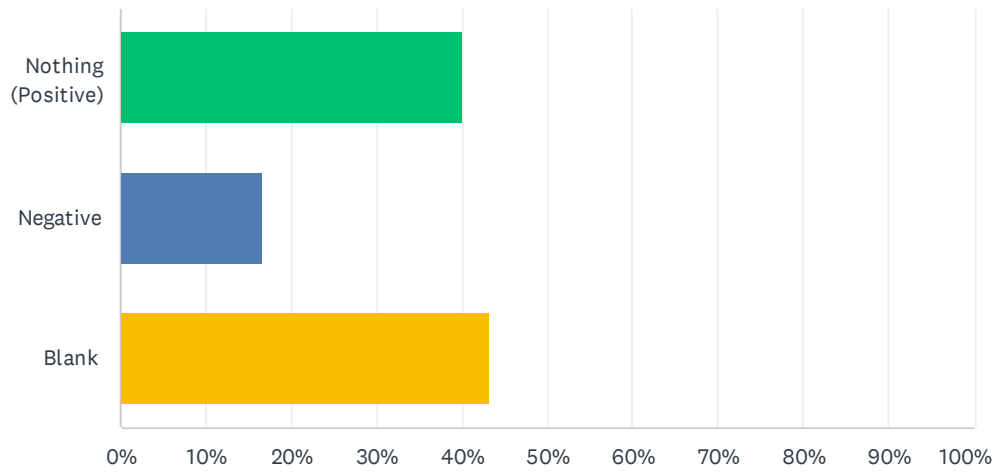
Answered: 5 Skipped: 45



ANSWER CHOICES	RESPONSES
Blank	100.00% 5
TOTAL	5

Q10 what would have improved your birth experience?

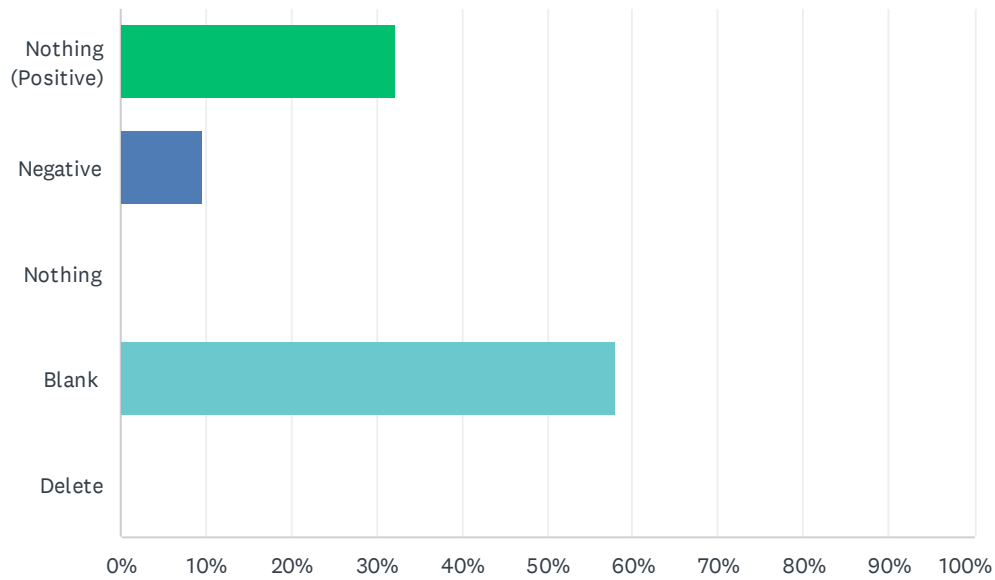
Answered: 30 Skipped: 20



ANSWER CHOICES	RESPONSES	
Nothing (Positive)	40.00%	12
Negative	16.67%	5
Blank	43.33%	13
TOTAL		30

Q11 Do you have any suggestions to help us improve our service?

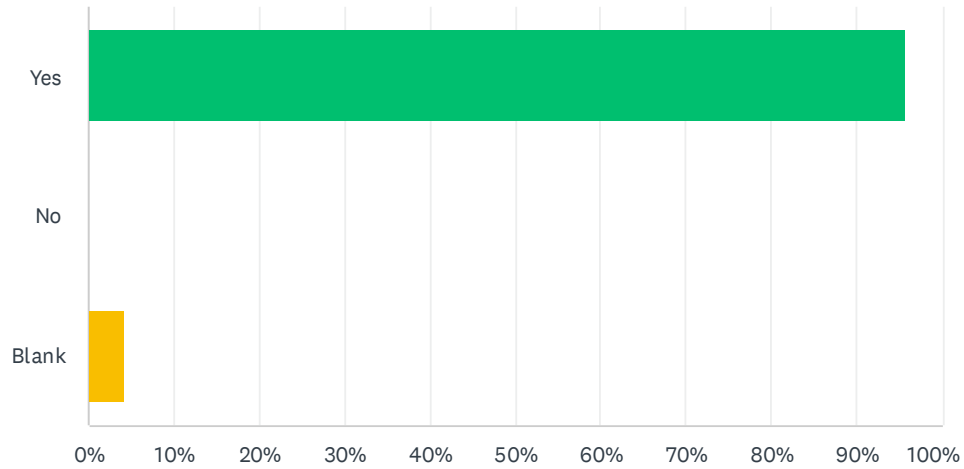
Answered: 31 Skipped: 19



ANSWER CHOICES	RESPONSES	
Nothing (Positive)	32.26%	10
Negative	9.68%	3
Nothing	0.00%	0
Blank	58.06%	18
Delete	0.00%	0
Total Respondents: 31		

Q13 Overall, would you recommended the PSFDH Obstetrical Program to your family and Friends?

Answered: 48 Skipped: 2



ANSWER CHOICES	RESPONSES	
Yes	95.83%	46
No	0.00%	0
Blank	4.17%	2
TOTAL		48